

**Dartmoor**  
MULTI ACADEMY TRUST



Dear parents and carers,

Welcome to the Summer term's home learning. Although school remains temporarily closed due to the Corona virus pandemic, you will continue to receive weekly planning for home learning each Friday for the following week. Teachers will further support learning through tutorials on Class Dojo or links to YouTube. As evidence of learning, we expect you to post samples of learning for your child's teacher to assess on Dojo. Learning support will be offered.

We want to support you and your families as much as possible by providing help and support with the disruption to the daily routines that your child is experiencing, particularly in relation to their learning and education. In the Home Learning section of our website you will find a recommended timetable for your child to use to ensure that all subject-areas of the curriculum are followed throughout the working week. These are only recommendations and are intended to support you at this time.

As well as your weekly plan, please keep an eye on your class posts on Dojo. Submitted home learning will earn points and the app is so easy to use. Class Dojo is a fantastic resource to communicate remote learning.

In order to get the most out of this remote learning provision, we do ask that the following is adhered to:

- 1 Teachers will respond to learning submitted during school hours. If submitted outside school hours teachers may respond the next day during working hours.
- 2 Parents should refrain from using this method of communicating with teachers, unless it is home learning related.
- 3 Parents who wish to contact members of staff on anything other than home learning should do so through traditional channels of e-mailing the school.
- 4 Completed timetables are sent at the end of the week through [admin@boasleycoss.devon.sch.uk](mailto:admin@boasleycoss.devon.sch.uk).

The key message is 'do what you can'. We are all learning in this new and fast-changing climate. Build in breaks, and, if you can, try to find time for your child to go outside and promote physical activity as much as possible. Our recommended life skills are a great way to promote responsibility in the home. Above all, please do not put extra pressure on yourselves or your children and if we can help in any way, do get in touch.

With best regards,  
Deirdre Petersen

## English

**Week Beginning: 13/04/20**

Each day there is a spelling and writing activity planned. The writing activity is based on creating an information page on a significant individual. This follows on from the learning that we did in class before Easter.

Alongside this, please listen to your child read every day. Look at range of books, magazines and printed text. Ask your child questions about the text: What do you think will happen next? / How do you think the character is feeling?

There are a range of audio books on the link shown below:

<https://stories.audible.com/start-listen>

<b>Monday</b>	<p><b>Spellings:</b> Select five spellings from the table below and have a go at reading and writing each word. Year 2: Can you apply the words within a sentence?</p> <p><b><u>I can research a significant individual.</u></b> Follow the link below and select one significant individual from the list. Watch the video linked to the significant individual and write down five pieces of factual information about the individual. Alongside this, research images linked to the individual. <a href="https://www.bbc.co.uk/bitesize/topics/zf49q6f">https://www.bbc.co.uk/bitesize/topics/zf49q6f</a></p>
<b>Tuesday</b>	<p><b>Spellings:</b> Select five spellings from the table below and have a go at reading and writing each word. Year 2: Can you apply the words within a sentence?</p> <p><b><u>I can use labels and captions.</u></b> Start creating a page about the significant individual you have chosen. Focus on writing a clear heading and drawing an image. Label the image and have a go at writing a caption alongside.</p>
<b>Wednesday</b>	<p><b>Spellings:</b> Select five spellings from the table below and have a go at reading and writing each word. Year 2: Can you apply the words within a</p>

### Online learning resources:

Nessy: [www.nessy.com](http://www.nessy.com) (pupils with access only)

Read theory: [www.readtheory.org](http://www.readtheory.org)

BBC Bitesize: <https://www.bbc.co.uk/bitesize/primary>

Literacy shed: [www.literacyshed.com](http://www.literacyshed.com)

Primary Resources: [www.primaryresources.co.uk](http://www.primaryresources.co.uk)

Spag.com <https://www.spag.com/> (pupils with access only)

Phonics Play <https://www.phonicsplay.co.uk/>

Letters and Sounds <http://www.letters-and-sounds.com/>

Topmarks <https://www.topmarks.co.uk/>

ICT Games <https://www.ictgames.com/>



	<p>sentence?</p> <p><b><u>I can correctly use capital letters and full stops.</u></b> Continue to create your information page about the significant individual you have chosen. Refer back to the information you gathered on Monday and write down five sentences about the individual's life. Focus on using capital letters and full stops. Can you join ideas together using a conjunction? (conjunctions: and, but, or, so).</p>
<b><u>Thursday</u></b>	<p><b><u>Spellings:</u></b> Select five spellings from the table below and have a go at reading and writing each word. Year 2: Can you apply the words within a sentence?</p> <p><b><u>I can use questions within my writing.</u></b> Write three questions based on what else you would like to know about the significant individual you have chosen. Don't forget to use a question mark and question word at the beginning. <a href="https://www.bbc.co.uk/bitesize/topics/zrqqtfr/articles/z2xdng8">https://www.bbc.co.uk/bitesize/topics/zrqqtfr/articles/z2xdng8</a></p>
<b><u>Friday</u></b>	<p><b><u>Spellings:</u></b> Select five spellings from the table below and have a go at reading and writing each word.</p> <p><b><u>I can re-read my writing to check it makes sense.</u></b> Refer back to the information page you have created. Read through what you have written carefully and check it makes sense. Check your spellings, have you used your phonic knowledge to write the words? Have you used the correct punctuation? Have you used neat handwriting? Share your information page on your DOJO portfolio, I would love to see it!</p>

Word	R	W	Word	R	W
after			eye		
again			fast		
any			father		
bath			find		
beautiful			floor		
because			gold		
behind			grass		
both			great		
break			half		
busy			hold		
child			hour		
children			improve		
Christmas			kind		
class			last		
climb			many		

## Maths

**Week Beginning: 13/4/20**

**Arithmetic starter:** The arithmetic starter is designed to test your child's knowledge of number and place value.

**White rose maths:** The links below will take you to the White Rose maths website. If you follow the link for your child's year group, you will find a weeks' worth of learning for your child. Each lesson has an instructional video, a worksheet and an answer sheet that you can go through.

<b>Daily Maths</b>	<b>Arithmetic starter:</b> <a href="https://www.educationquizzes.com/ks1/maths/">https://www.educationquizzes.com/ks1/maths/</a> <b>White Rose Maths Y1:</b> <a href="https://whiterosemaths.com/homelearning/year-1/">https://whiterosemaths.com/homelearning/year-1/</a> <b>White Rose Maths Y2:</b> <a href="https://whiterosemaths.com/homelearning/year-2/">https://whiterosemaths.com/homelearning/year-2/</a>
--------------------	--

### **Online learning resources:**

RM Easimaths: [www.rmeasimaths.com](http://www.rmeasimaths.com)

BBC Bitesize: <https://www.bbc.co.uk/bitesize/primary>

Timestables rockstars: [www.ttrockstars.com](http://www.ttrockstars.com) (pupils with access only)

Percy Parker times tables: [www.percyparker.com](http://www.percyparker.com)





Topmarks <https://www.topmarks.co.uk/>

ICT Games <https://www.ictgames.com/>

Day	Year 1	Year 2
Monday	Week 1- Lesson 1 Introducing weight and mass	Week 1- Lesson 1 Making equal parts
Tuesday	Week 1- Lesson 2 Measuring mass	Week 1- Lesson 2 Recognising a half
Wednesday	Week 1- Lesson 3 Comparing mass	Week 1- Lesson 3 Finding a half
Thursday	Week 1- Lesson 4 Introducing capacity and volume.	Week 1- Lesson 4 Recognising a quarter
Friday	Week 1- Lesson 5 Measuring capacity	Week 1- Lesson 5 Finding a quarter

## Science- Plants

With our home learning, we have decided to take a "block approach" to wider curriculum subjects. Rather than working through all curriculum subjects throughout the week, we will focus on one subject per week. This should make it easier and more manageable for both you and your child.

<p>Monday</p>	<p><b>What does a plant need to grow?</b>  <a href="https://www.bbc.co.uk/bitesize/topics/zpxnyrd/articles/zxxsyrd">https://www.bbc.co.uk/bitesize/topics/zpxnyrd/articles/zxxsyrd</a>  Encourage your child to follow the learner guide on the link above and list the all the things plants need to grow. If you have the available equipment and resources, encourage your child to grow their own plant, following the clear steps shown in the video.</p>	
<p>Tuesday</p>	<p><b>What plants can you find outside?</b>  <a href="https://www.bbc.co.uk/bitesize/topics/zpxnyrd/articles/zw2y34j">https://www.bbc.co.uk/bitesize/topics/zpxnyrd/articles/zw2y34j</a>  Watch the video shown on the link above and then go for a walk outside to see what plants you can find. Have a go at listing the plants you find. Don't forget to apply your phonic knowledge when spelling the plant names.</p>	
<p>Wednesday</p>	<p><b>What are the parts of a plant?</b>  <a href="https://www.bbc.co.uk/bitesize/topics/zpxnyrd/articles/z3wpsbk">https://www.bbc.co.uk/bitesize/topics/zpxnyrd/articles/z3wpsbk</a>  Watch the video shown on the link above and then draw your own plant. Label and write the purpose of each part of the plant. Include the roots, flower, stem and leaves.</p>	
<p>Thursday</p>	<p><b>What is the life cycle of a plant?</b>  <a href="https://www.bbc.co.uk/bitesize/topics/zpxnyrd/articles/z2vdjxs">https://www.bbc.co.uk/bitesize/topics/zpxnyrd/articles/z2vdjxs</a>  Watch the video shown on the link above and draw your own life cycle of a plant. Have a go at adding captions and labels to your life cycle.</p>	

Friday

**Application Quiz**

<https://www.educationquizzes.com/ks1/science/plants-what-makes-them-grow/>

Encourage your child to apply their knowledge of plants in the quiz shown in the link above.



**Keeping Active**

In such a turbulent time, it is vital we stay both fit and healthy. Try to do at least 30 minutes of physical activity a day. Whether it is running around in your garden, or completing a home workout. Staying fit will keep you both healthy and happy.

Please see below for some links towards fitness activities aimed at children in Key Stage One:

<https://www.nhs.uk/10-minute-shake-up/shake-ups>

(Ten-minute videos based on Disney films.)

<https://www.bbc.co.uk/teach/super movers>

(Videos which help children move while they learn. They support curriculum subjects, including maths and English.)



## Creativity

This week we have been learning about plants in Science. Can you have a go at some of the art and craft ideas linked to our topic?



Flower Pressing.



Tulip printing using a fork.



Flower handprints.



Leaf printing.



Cupcake case flowers.



Flower printing.