

**Dartmoor**  
MULTI ACADEMY TRUST



Dear parents and carers,

Welcome to the weekly plan for your child. Please check the Classroom Dojo App or website frequently, as tutorial videos and class stories will be posted daily. These tutorials and video are designed to help both you and your child. As evidence of learning, please post samples of work and activities for your child's teacher to assess on Classroom Dojo.

We want to support you and your families as much as possible by providing help and support with the disruption to the daily routines that your child is experiencing, particularly in relation to their learning and education.

As well as your weekly plan, please keep an eye on your class posts on Dojo. Submitted home learning will earn points and the app is so easy to use. Class Dojo is a fantastic resource to communicate remote learning.

In order to get the most out of this remote learning provision, we do ask that the following is adhered to:

1. Teachers will respond to learning submitted during school hours. If submitted outside school hours teachers may respond the next day during working hours.
2. Parents should refrain from using this method of communicating with teachers, unless it is home learning related.
3. Parents who wish to contact members of staff on anything other than home learning should do so through traditional channels of e-mailing the school.

The key message is 'do what you can'. We are all learning in this new and fast-changing climate. Build in breaks, and, if you can, try to find time for your child to go outside and promote physical activity as much as possible. Above all, please do not put extra pressure on yourselves or your children and if we can help in any way, do get in touch.

With best regards,

Mrs Petersen

## English

**Week Beginning: 18/05/20**

**Spelling:** Practise the words shown below every day by writing them out, making sentences including them, playing games (shown below) and testing yourself. The sound /j/ is often spelt with a 'g' before e, i and y. The sound /j/ is always spelt with a 'j' before a, o and u. Gem, giant, magic, giraffe, energy, jacket, jar, jog, join, adjust. You can also use the games below to practice the words on the spelling list from last week.

### Rainbow Words

First, write your spelling words in pencil. Trace over the words 5 times using a different coloured crayon each time.

### Fancy Letters

Write out each of your spelling words using fancy writing. Your letters could be curly or dotty.

### Pyramid Writing

Pyramid write your spelling words. Try to write them neatly!

Example: s  
so  
som  
some

### Across and Down

Write each word across and down, sharing the same first letter.

Example: when  
h  
e  
n

#### Online learning resources:

Nessy: [www.nessy.com](http://www.nessy.com) (pupils with access only)

Read theory: [www.readtheory.org](http://www.readtheory.org)

BBC Bitesize: <https://www.bbc.co.uk/bitesize/primary>

Literacy shed: [www.literacysshed.com](http://www.literacysshed.com)

Primary Resources: [www.primaryresources.co.uk](http://www.primaryresources.co.uk)

Spag.com <https://www.spag.com/> (pupils with access only)

Phonics Play <https://www.phonicsplay.co.uk/>

Letters and Sounds <http://www.letters-and-sounds.com/>

Topmarks <https://www.topmarks.co.uk/>

ICT Games <https://www.ictgames.com/>

**Writing:** Talk4Writing Scheme of work- this learning continues from last week.

**Year 1:** <https://www.talk4writing.co.uk/wp-content/uploads/2020/04/Y1-Unit.pdf> Sidney Spider- A Tale of Friendship.

**Year 2:** <https://www.talk4writing.co.uk/wp-content/uploads/2020/04/Y2-Unit.pdf> The Magical Teaching Box.

Alongside this, please listen to your child read every day. Look at range of books, magazines and printed text. Ask your child questions about the text: What do you think will happen next? / How do you think the character is feeling?

There are a range of audio books on the link shown below:

<https://stories.audible.com/start-listen>

<https://home.oxfordowl.co.uk/books/>

	Year 1 Firstly, read the story and refer back to page 14 from last week before continuing with the booklet.	Year 2 Firstly, read the story and refer back to page 16 from last week before continuing with the booklet.
<b><u>Monday</u></b>	Page 15 Minibeast fact file	Page 17- 19 Magic Box Poem
<b><u>Tuesday</u></b>	Page 16 and 17 Party Time and Recap	Page 17-19 Magic Box Poem- continued.
<b><u>Wednesday</u></b>	Grammar focus session How to write in the first, second and third person Click on the link below, watch the video and play the game to check your understanding. Have a go at writing a sentence in the first, second and third person. <a href="https://www.bbc.co.uk/bitesize/topics/zrqqtfr/articles/zxdhsg8">https://www.bbc.co.uk/bitesize/topics/zrqqtfr/articles/zxdhsg8</a>	
<b><u>Thursday</u></b>	Grammar focus session What are past, present and future tense? Click on the link below, watch the video and do the quiz to check your understanding. Have a go at writing a sentence in the past, present and future tense. <a href="https://www.bbc.co.uk/bitesize/topics/zrqqtfr/articles/z3dbg82">https://www.bbc.co.uk/bitesize/topics/zrqqtfr/articles/z3dbg82</a>	
<b><u>Friday</u></b>	Sentence Dictation: The steam train let out a puff of smoke. I pull on my jumper when I get cold. I kicked my ball against the wall.	Sentence Dictation: I heard a knock at the door. My puppy likes to gnaw at her toy. My brother has written a book.

## Maths

### Week Beginning: 18/5/20

Arithmetic starter: The arithmetic starter is designed to test your child's knowledge of number, place value and the four operations. Please choose two online websites that you would like to work on.

This week in maths we are focusing on recognising and using symbols for pounds (£) and pence (p), counting money, finding different combinations of coins that equal the same amount of money and solving simple money problems.

### Online learning resources:

RM Easimaths: [www.rmeasimaths.com](http://www.rmeasimaths.com)






BBC Bitesize: <https://www.bbc.co.uk/bitesize/primary>

Timestables rockstars: [www.trockstars.com](http://www.trockstars.com) (pupils with access only)

Percy Parker times tables: [www.percyparker.com](http://www.percyparker.com)

Topmarks <https://www.topmarks.co.uk/>

ICT Games <https://www.ictgames.com/>

	Year 1 and 2
Monday	<p><b>I can recognise and use symbols for pounds and pence.</b></p> <p>Refer to the coins and notes shown below or use real coins from your home. Discuss the similarities and differences between the coins in regards to colour, size and shape. Can you have a go doing your own coin rubbings? Have a go at labelling each coin with the value it is worth, for example 1p, 2p etc. Don't forget to use the 'p' and '£' symbols.</p>
Tuesday	<p><b>I can count money</b></p> <p>Count the money.</p> <p> = ___ p</p> <p> = ___ p</p> <p> = ___ p</p> <p>___ p = </p> <p>___ p = </p>
Wednesday	<p><b>I can understand that money can be used to buy things.</b></p>



Jack selects four of these coins.




He can use the coins more than once.

What total could he make?

What is the lowest total?

What is the greatest total?

	<p>Have a go at setting up a role play shop at home, you can sell anything from food items to books. Add price labels to the items you are going to sell. What roles do we need? Shopkeeper/ customer. Pretend to be each role and buy different items from the shop. Can you buy two or more items by adding amounts together?</p>
<b>Thursday</b>	<p><b>I can find ways of making a particular amount.</b>          You have 20p in your purse. What different coins could be in your purse to make 20p? Can you find 5 different possibilities?          Use the learner guide for support: <a href="https://www.bbc.co.uk/bitesize/clips/zh9d2hv">https://www.bbc.co.uk/bitesize/clips/zh9d2hv</a></p>
<b>Friday</b>	<p><b>I can solve problems linked to money</b></p> <p>Amir has these coins.</p>  <p>He spends 54 p. How much does he have left?</p> <p>A scarf is £12 and a bag is £25          Whitney buys one of each and pays with a £50 note.          How much change will she receive?</p> <p>Can you have a go at writing your own problems linked to money? If you post it on DOJO I will have a go at solving them.</p>



## Wider Curriculum

Our wider curriculum planning is based on the topic 'all about me'. Please choose learning activities from across the curriculum and explore your own ideas too.

### **Personal, Social and Emotional Development.**

1. Create a fact file about yourself. Can you include your age, what you like, dislike and your date of birth?
2. Look at photos of you as a baby. Discuss how you have changed? Have photos of your family members changed?

### **Exploring and using media and materials.**

1. Using a paper plate or circle piece of card, create a face using materials from around the home (e.g. spaghetti as hair).



### **Health and Self Care**

1. Draw an outline of a human body and have a go at labelling the key parts including the heart, lungs, stomach and brain.

Use the learner guide for support:

<https://www.bbc.co.uk/bitesize/topics/z9yvcdm/articles/zghbr82>

2. What do we need to do to stay healthy? Draw and label the important things humans can do to stay fit and healthy.

Use the learner guide for support:

<https://www.bbc.co.uk/bitesize/topics/z9yvcdm/articles/zxvkd2p>

### **People and Communities**

- Have a go at creating a family tree, can you draw pictures of different family members on your tree as well?



## Keeping Active

In such a turbulent time, it is vital we stay both fit and healthy. Try to do at least 30 minutes of physical activity a day. Whether it is running around in your garden, or completing a home workout. Staying fit will keep you both healthy and happy.

Please see below for some links towards fitness activities aimed at children in Key Stage One:

<https://www.nhs.uk/10-minute-shake-up/shake-ups>

(Ten-minute videos based on Disney films.)

<https://www.bbc.co.uk/teach/super movers>

(Videos which help children move while they learn. They support curriculum subjects, including maths and English.)



